REVISIONS		
ISS	ZONE	DESCRIPTION\PER REQUEST\DATE
A1	B–2	NO.7 WAS CHANGED\N/A\07–14–'10
A2	B–2	NO.8 WAS CANCELLED\N/A\04–19–'11
A3	A–2	NO.2, 3, 6'S DRAWING NO. WERE CHANGED\N/A\11–01–'11

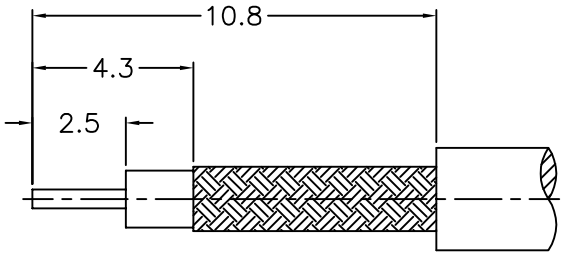

RECOMMENDED
CABLE STRIPPING DIM'S

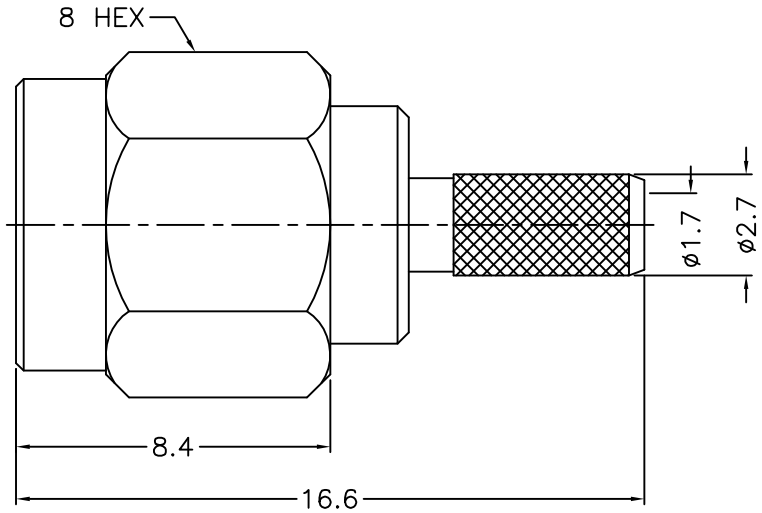

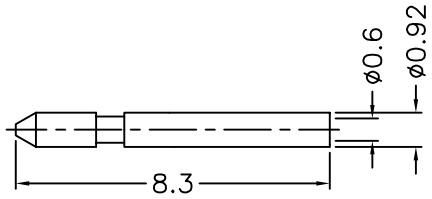

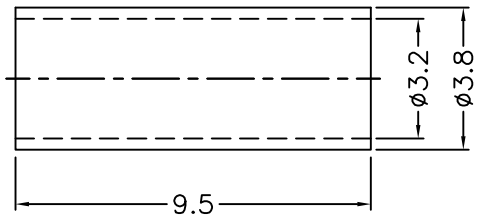

NOTES: FINISH (PLATING THICKNESS IN MICRO–INCHES)
1. BRASS
2. THIN GOLD OVER NICKEL PL. 50 MIN. THICK OVER COPPER PL. 50 MIN. THICK
3. GOLD PL. 3 MIN. THICK OVER NICKEL PL. 50 MIN. THICK OVER COPPER PL. 50 MIN. THICK
4. TEFLON

1. CRIMPED FERRULE
HEX CRIMP SIZE .128"

NO.	DESCRIPTION	MATERIAL	FINISH	Q'TY	DRAWING NO.
7	FERRULE	NOTE 1	NOTE 2	1	FR–32–38–95
6	CONTACT PIN	NOTE 1	NOTE 3	1	1436–1111A1–6–0.6
5	GASKET	SILICONE	RED	1	GS–43–60–06
4	RETAINER RING	SUS303	NATURAL	1	1436–1000–4
3	INSULATOR	NOTE 4	NATURAL	1	1436–1111A1–3–50T
2	BODY	NOTE 1	NOTE 2	1	1436–1111A1–2–02
1	SHELL	NOTE 1	NOTE 2	1	1436–1000–1

DIMENSIONS ARE IN MILLIMETERS

UNLESS OTHERWISE SPECIFIED TOLERANCES
0.5–6 = ±0.2
6–30 = ±0.4
30–120 = ±0.6
120–315 = ±1
315–1000 = ±1.6
1000–2000 = ±2.4

SCALE	5/1	ISSUE	A3

PART NO.

APPROVED DATE 11–01–'11

CHECKED DATE 11–01–'11

DRAWN DATE 11–01–'11

TITLE
SMA CRIMP PLUG
(FOR RG–174, 188A, 316, LMR100)

DRAWING NO. 1436–1111A1–02–50

FILE NO. R:\D\G\DWG\1436\1111A1\02\50